

WashU Cares Annual Report

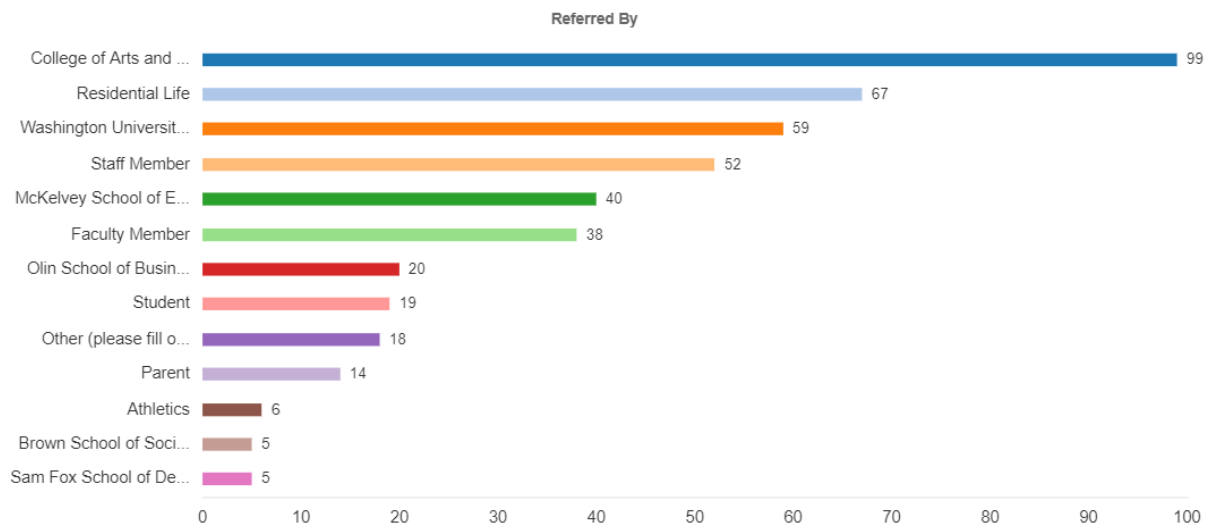
During the 2020-2021 academic year, WashU Cares received 418 unique reports and 442 total WashU Cares reports. 54% of reported students of concern identified as women on their admissions application (n=225), while 46% identified as men (n=193). Our data is directly pulled from the universities SIS data system and the system is only set up in two genders. Therefore our data does not accurately reflect how students identify because of system limitations.

This year's reporting numbers are down by 35%. However, it should be noted that historically residential life has been a top referral resource to WashU Cares. Residential life was at 50% its normal occupancy this year. Factoring in the reduction of on campus students accounts for a reduction in our annual numbers.

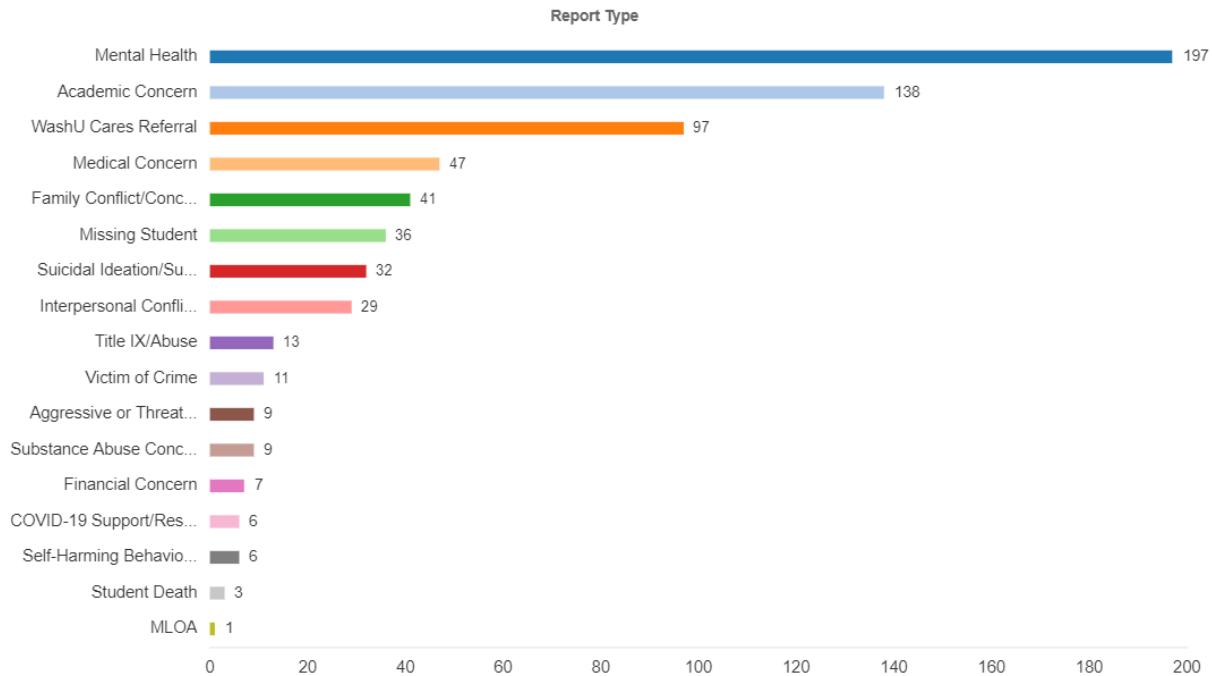
Of these 418 individuals, 10% were first-year students, 30% were sophomores, 24% were juniors, 26% were seniors, and 11% were graduate/professional students. Our percentages for support to each class remained similar to prior years, only varying by 1-2 percentage points.

Class	
Freshman	40
Sophomore	126
Junior	100
Senior	108
Graduate	45

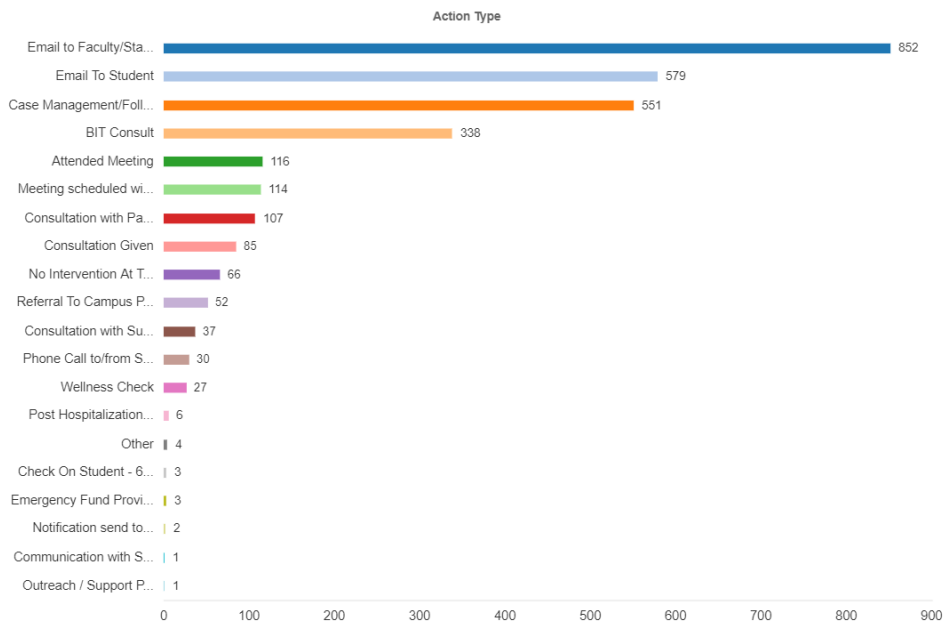
Students spanned multiple schools, with the largest population being undergraduate Arts & Sciences students (24%) followed by Engineering undergraduates (9%). Residential life continues to maintain a strong referral resource (16%).



Mental health continues to be the leading report at (47%) of all cases reported. Academic concerns were (33%) of all cases. Medical issues were (11%) of all cases reported.



A new tracking measure was added this year to see how case managers were spending their time.



We completed a total of 2,941 care actions. Each care action represents an engagement in a case that would be considered an intervention.



Racial Data

